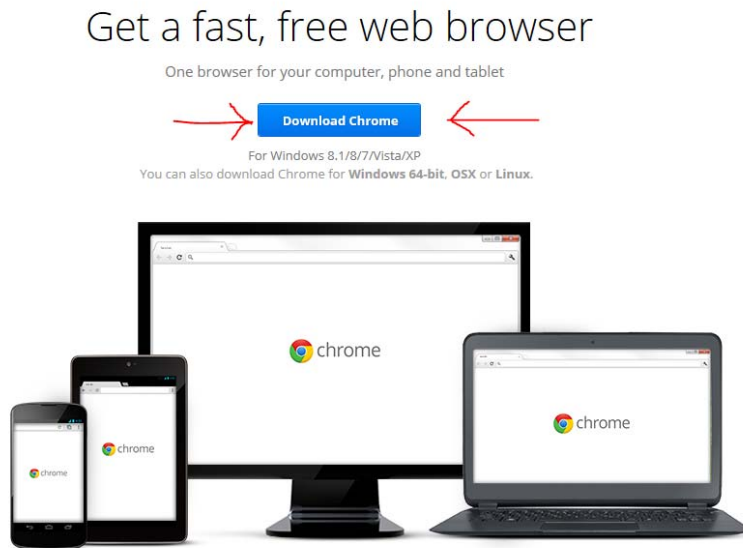


## How to Download Google Chrome

- 1) Open the *Internet Explorer* browser by navigating to **Start >> All Programs >> Internet Explorer**
- 2) Enter the following URL in the address bar. **https://www.google.com/chrome/browser**



- 3) Click on the "Download Chrome" button.



- 4) Click on the "Accept and Install" button.

## Get a fast, free web browser

### Google Chrome Terms of Service

These Terms of Service apply to the executable code version of Google Chrome. Source code for Google Chrome is available free of charge under open source software license agreements at <http://code.google.com/chromium/terms.html>.

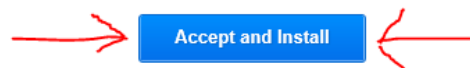
**1. Your relationship with Google**

1.1 Your use of Google's products, software, services and web sites (referred to collectively as the "Services" in this document and excluding any services provided to you by Google under a

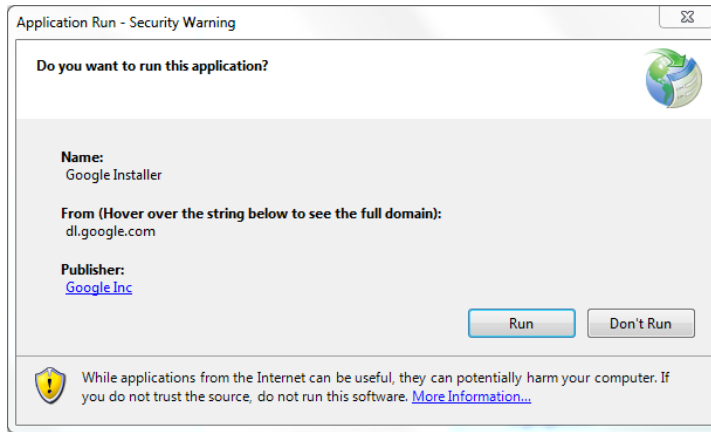
[Printer-friendly version](#)

Set Google Chrome as my default browser

Help make Google Chrome better by automatically sending usage statistics and crash reports to Google. [Learn more](#)



5) Select Run.



6) Wait for the program to download and install by itself.

7) You now have access to Google Chrome by navigating and selecting Google Chrome through:

**Start >> All Programs >> Google Chrome**